



4100

shower curtain track
for care institutions



**The standard in
healthcare**





4100

shower curtain track practical & versatile

The Goelst shower curtain track 4200 is an ideal rail for your shower curtain. This rail is the strongest of its kind. He owes his strength especially to his form. The rail can be fitted with suspension hangers to be used in hospitals and care institutions. A very popular rail with many applications, such as in the care sector and residential homes.

- The ideal track for all shower curtains.
- Easy to bend and exceptional quality.
- Can be forward or reverse bent in different radii.
- Silent and smooth running, also round bends.
- Usable with LRS gliders.



Standard colours



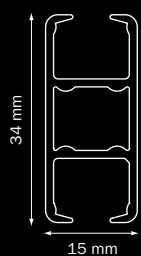
High quality, wear-resistant coating, highly colourfast, UV-resistant.
Other RAL colours & special coatings on request.

Features

Material:	aluminium
Colour:	white, natural anodised, black
Dimensions:	34 x 15 mm
Weight profile:	405 gr/m ¹
Mounting:	wall or ceiling

Profile specifications

Aluminium profile:



Colours with RAL code and lengths (m):

	RAL	4	5	6	7
wit	9010		•	•	•
naturel			•	•	•
zwart	9005			•	

Mounting surface:

- wood
- masonry/concrete

Bracket type:

- ceiling bracket
- wall bracket
- spacer bracket

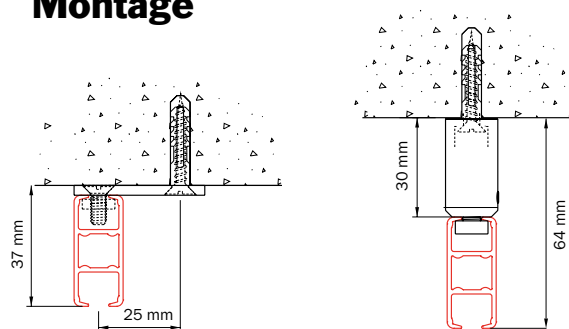
Bending:

bending radius	bending tool
R 15 cm	1015
R 20 cm	1015
R 30 cm	1015
R > 80 cm	1018

R 15 cm

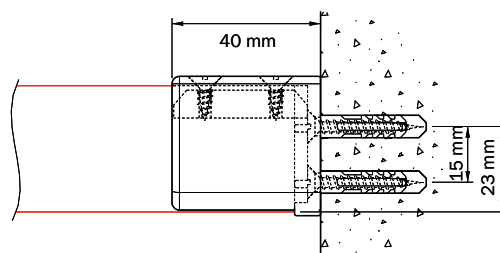
R > 100 cm

Montage

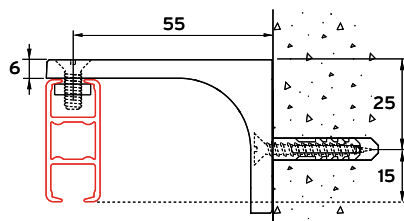


ceiling mounting 4100 with
ceiling bracket 4135

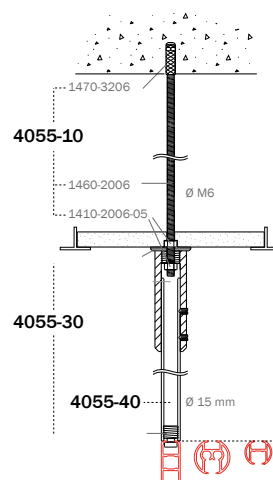
ceiling mounting 4100
with suspension hanger
4254



wall mounting 4100 with wall bracket 4149



wall mounting with wall bracket 4140



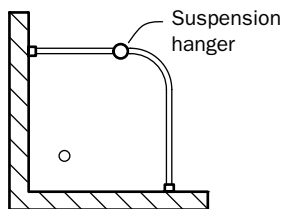
Ceiling mounting 4100: threaded
rod set 4055-10, suspension hanger
tube 4055-40 and with fixing set
4055-30.

Ceiling mounting
with 4255

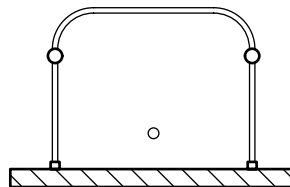


Application example

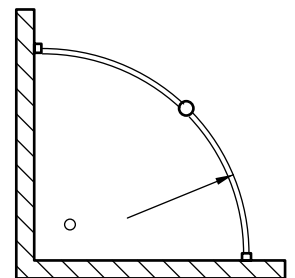
Standard shower rail situations and suspension hanger positions



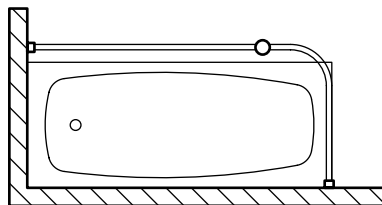
L-shaped (shower)



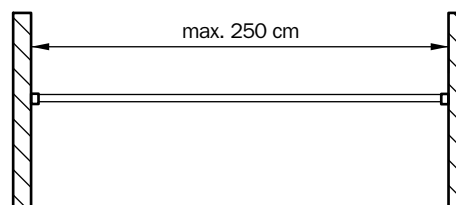
U-shaped (shower)



Special (for example corner baths)



L-shaped (bath)



Straight rail

Specification guide

Material

- Aluminium EN AW-6060-T66.
- Anodised in accordance with the Qualanod standard.
- Powder coated in accordance with the Qualicoat standard.

Standard parts

Curtain transport



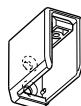
4001-M-N-60
end stop metal with
eye natural and RVS
hook



4003
spring stop plastic
requires punch hole
white

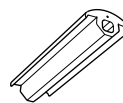


Mounting



4149
wall bracket
white / grey /
black

Accessories



4145-050
dust cover
reel 50m
white / grey

Optional parts

Curtain transport



4001-M-N
end stop metal with
eye natural



4002
end stop metal



4007
rotating glider white/
grey / silver / black



4007-70
rotating glider with
ring, white



4055-10
threaded rod M6
with plug and 2x
nut M6, 0-100 cm
/ 101-200 cm



4055-30-SYST-10
susp.hanger
mount.set susp.
ceiling, white /
natural



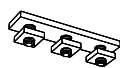
4055-30-10
susp. hanger
mounting set
white / natural




4055-30-LRS-51
susp. hanger
mounting set LRS
5100



4055-40
susp. hanger tube
50cm natural, 50
/ 100 / 150 cm,
one side threaded
white / natural /
black



4130
connection
bracket white /
natural metallic



4140
wall bracket
white / grey

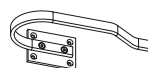
Accessories



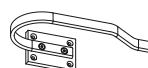
4153
end cap plastic
white / grey



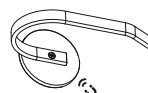
4165
rail connector
white / naturel / black



4170
curtain holdback with
fixing plate white / natural

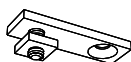


4170-IS0
curtain holdback nat.
fixing plate, isolated
white / natural



4170-M
curtain holdback,
magnetic fixing,
white

Mounting



4135
ceiling bracket
white / natural
metallic / black



4254
mini suspension
hanger 3cm
white / natural
metallic / black